



Full Lesson – Dock of the Bay – Otis Redding

In the key of G major (or Em)

As I explained in the lesson, this song has several sections. Intro, Verse, Chorus and Bridge. Below you will find the chord charts for each section. – These chord chart do not tell you how many times to play each chord. You will need to watch the video in order to understand the exact timing. These notes are only meant to guide you. Trust your ears.

Here is the exact sequence to play the song.

Intro (4 times)

Verse (a+b)

Chorus (1+2)

Verse (a+b)

Chorus (1+2)

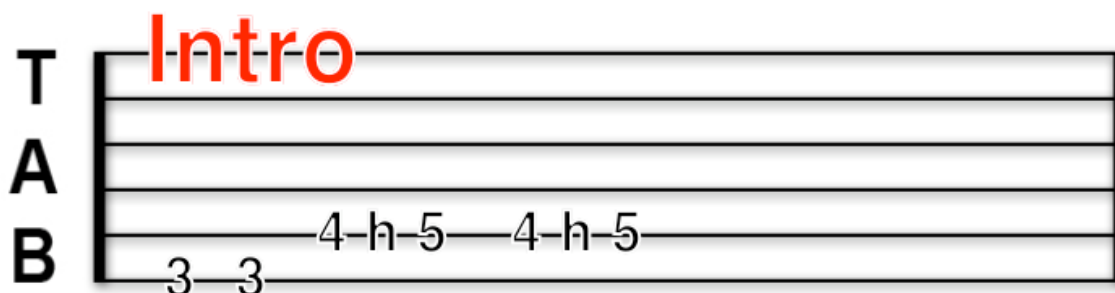
Bridge (1+2)

Verse (a+b)


Chorus (1+2)

Finishes with 3 bars of G and 1 bar of E chord whilst whistling.
(repeat)


Intro



Verse



Chorus



Bridge

Bridge.1

T

A

B

G D C G D C

Bridge.2

T

A

B

G D C F D

Here are all the lead solo parts.

Verse Solo

T

A

B

1-0 1-4 1-5 1-5 1-4 1-3 1-2

1-0/1-2 1-4/1-6 1-6/1-7 1-7 1-6 1-5 1-4

Verse Solo

Chorus Solo

T $\frac{1-0}{1-0-h12} \frac{1-0}{1-0-h12} \frac{1-0}{1-0-h12} 1-0 \frac{1-2}{1-2-11}$

A

B **Chorus Solo.1**

T $\frac{1-0}{1-0-h12} \frac{1-0}{1-0-h12} \frac{1-0}{1-0-h12} 1-0 \frac{1-2}{1-2-11}$

A

B **Chorus Solo.2**

T $\frac{1-0}{1-0-h12} \frac{1-0}{1-0-h12} \frac{1-0}{1-0-h12} 1-0$

A

B **Chorus Solo.3**

T $\frac{1-2}{1-2-/14} \frac{1-2}{1-4} \frac{1-2}{1-4} \frac{1-2}{1-4}$

A

B **Chorus Solo.4**

T $\frac{1-0}{1-0-/12} \frac{1-0}{1-2} \frac{1-0}{1-2} \frac{1-0}{1-0-h12} 1-0 \frac{1-2}{1-2-11-/13}$

A

B **Chorus Solo.5**

Bridge Solo

T 1-2 7 5

A 1-0- /1-2 5 /-7 7/-5

B Bridge Solo.1

T 1-2 7 5

A 1-0- /1-2 5 /-7 7/-5

B Bridge Solo.2

T 1-2 7 5 1-2 1-2 /1-0-1-0-

A 1-0- /1-2 5 /-7 7/-5 1-2 1-2 /1-0-1-0-

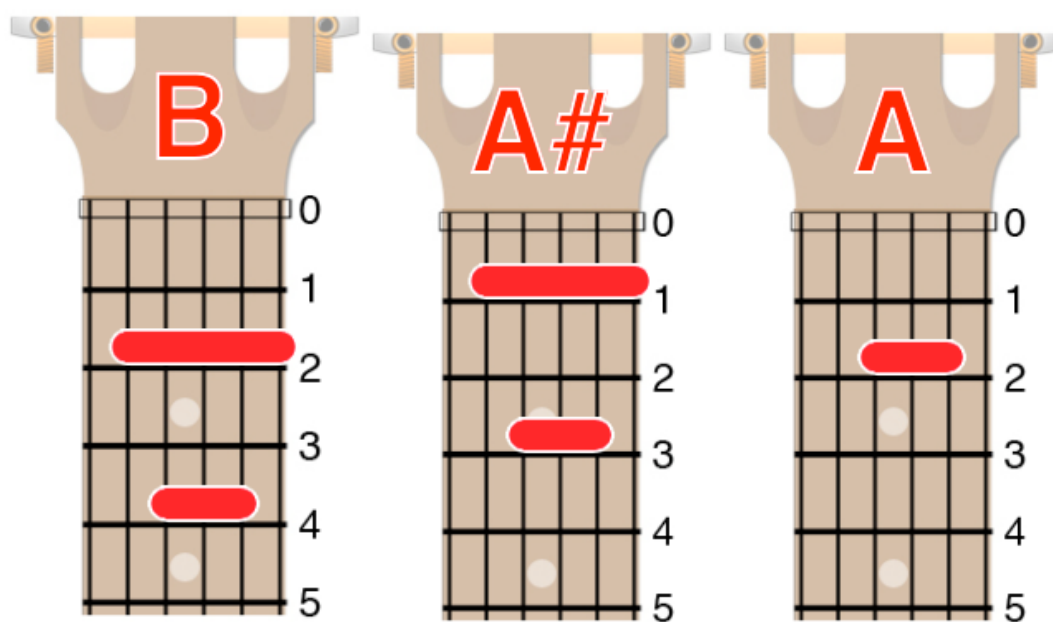
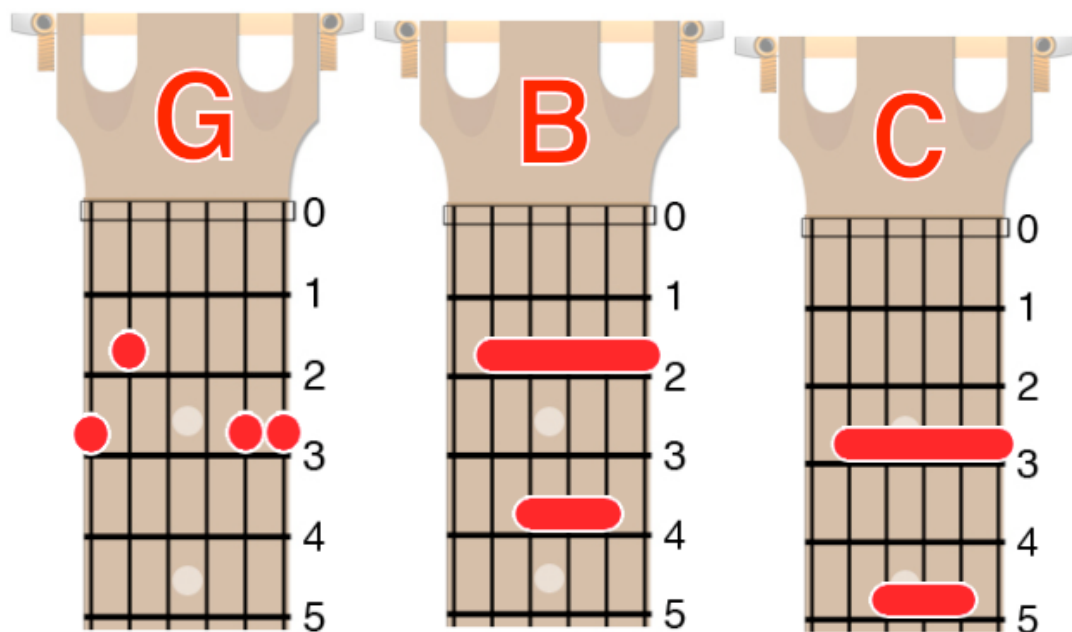
B Bridge Solo.3

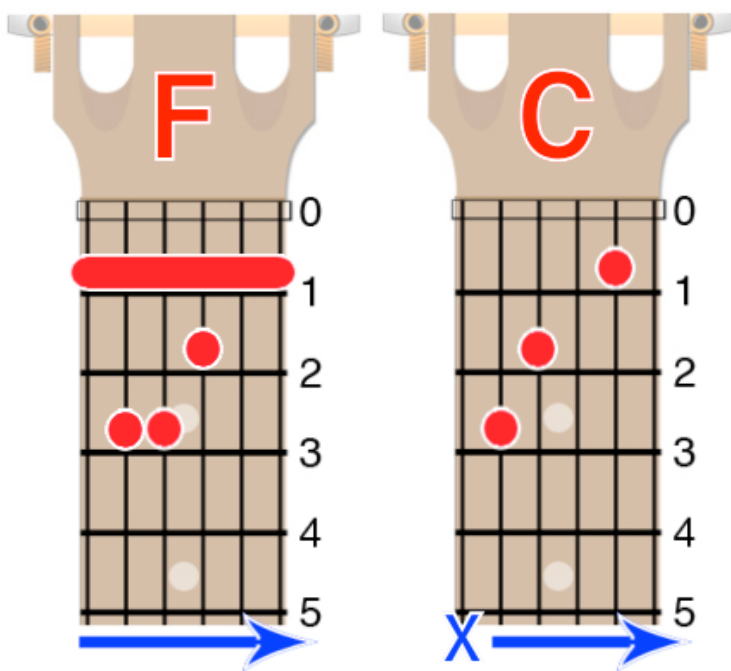
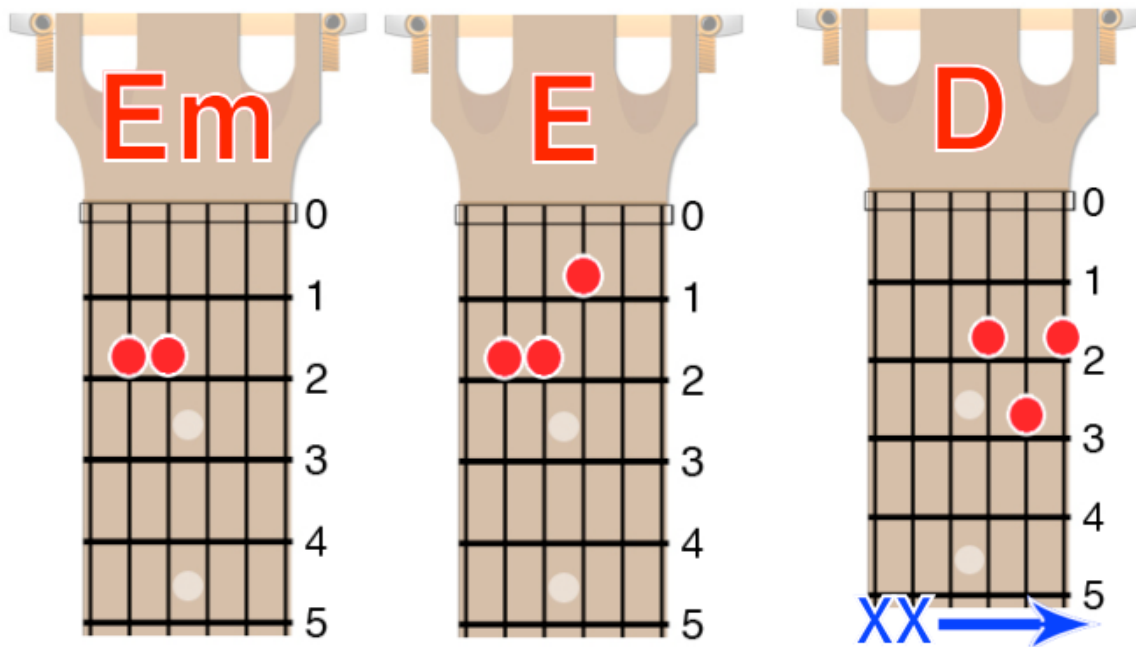
T 1-0

A 9 /-11

B Bridge Solo.4

Here are the chords which are used in the song. They are not in order.





Have fun! Play everything you learn to your friends and family!
See you in the next Lesson.

Ben Lowrey

REMEMBER!

- We add new songs to the archive regularly so keep checking in with us.
- You can get discount off of your lessons by inviting friends to the site, + they get to see the 12 FREE lessons for themselves!
- We are linked with an online music shop so you can buy equipment such as strings, plectrums, amps, FX pedals, guitars, tuners, simply by clicking the link on the www.vGuitarLessons.com homepage.
- If you are looking for musicians to Jam with or start a band, check out the member section on the website.
- The more lessons you buy, the bigger discount you get!

©2006 www.vGuitarLessons.com