

# TAKE IT SLOW, JOE

from JAMAICA

Lyric by E. Y. HARBURG  
Music by HAROLD ARLEN

## Blue Mood

*mf*

C7 F13 C7 F7

C Ab7 G7 C Cm

Take it slow,

oh, Joe take it slow. Don't rush it in high.

Cm7 F7 D7 Ab9

Dm7/G Dm7 G7 Cm Cm7

Let's start it in low.

The musical score is presented in a standard piano-vocal format. It consists of four systems of music. Each system includes a vocal line (treble clef) and a piano accompaniment (grand staff). Chord diagrams for guitar are provided above the vocal line for each measure. The first system shows the introduction with a 'Blue Mood' title and a mezzo-forte (*mf*) dynamic. The second system contains the first vocal line: 'Take it slow,'. The third system contains the second vocal line: 'oh, Joe take it slow. Don't rush it in high.' The fourth system contains the third vocal line: 'Let's start it in low.' The piano accompaniment features a steady bass line and harmonic support for the vocal melody. The key signature has one flat (B-flat major or D minor), and the time signature is 4/4.


Cm6




C



C7



C7#5



This whim-si-cal game thrives on an eas-y



F



Fm



Cmaj7



flame eas-y flame. Go smart,




A9




A13



Am7/D



D9



Fm




G7




go slow, don't burn it up, Joe. Make it



Cm




Cm7



F7



D7



last, play it cool, make it last.



Ab9



Dm7/G



Dm7



Ab7#5



G7



If it's on - ly a dream - don't dream it up too

Cm



Cm7



Cm6



Cmaj7



fast. If it's love,

C9



F9



Ab7#11



don't let us blun - der, just let this won - der grow. Let it

C



F9



grow sweet man don't you know

Dm7

Gb9

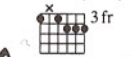


that love's a long good - bye so go

G7#5(b9)

1. C7

F7



slow Joe. Take it

2. C7

F7

C7



Joe.

F7

C

Ab7

G7

C

